



# Certificate of Analysis

Sample: KN20408003-001  
Harvest/Lot ID: N01721

Batch#: N01721

Seed to Sale# N/A

Batch Date: 03/28/22

Sample Size Received: 35 gram

Total Weight/Volume: N/A

Retail Product Size: 105 gram

ordered : 04/05/22

sampled : 04/05/22

Completed: 04/14/22 Expires: 04/14/23

Sampling Method: SOP Client Method

**PASSED**

Page 1 of 4

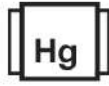
Apr 14, 2022 | Green Roads  
5150 SW 48TH WAY  
Davie, FL, 33314, US



PRODUCT IMAGE SAFETY RESULTS




Pesticides  
**PASSED**



Heavy Metals  
**PASSED**



Microbials  
**PASSED**



Mycotoxins  
**PASSED**



Residuals Solvents  
**PASSED**



Filtration  
**PASSED**



Water Activity  
NOT TESTED



Moisture  
NOT TESTED



Terpenes  
NOT TESTED

MISC.



Cannabinoid

**PASSED**



Total THC  
**ND**



Total CBD  
**0.7872%**



Total Cannabinoids  
**0.7872%**



Filtration

**PASSED**

Analyzed By	Weight	Extraction date	Extracted By
1192	0.5521g	04/11/22	1692
Analyte	LOD	Pass/Fail	Result
Filtration and Foreign Material	0.3	Pass	ND
Analysis Method -SOP-T-40.013		Batch Date : 04/08/22 08:52:08	
Analytical Batch -K30002238POT		Reviewed On - 04/11/22 09:56:55	
Instrument Used : E-AMS-138 Microscope			
Running On :			

This includes but is not limited to hair, insects, feces, packaging contaminants, and manufacturing waste and by-products. A 50X/213X Stereo Microscope is used for inspection.

	TOTAL THC	TOTAL CBD	TOTAL CBG	CBDV	CBDA	CBGA	CBG	CBD	THCV	CBN	EXO-THC	D9-THC	DB-THC	D10-THC	CBC	THCA	DB-THCO	D9-THCO	THC-O
%	ND	0.7872	ND	<0.01	ND	ND	<0.01	0.7872	ND	ND	ND	ND	ND	ND	<0.01	ND	ND	ND	ND
mg/g	ND	7.872	ND	<0.1	ND	ND	<0.1	7.872	ND	ND	ND	ND	ND	ND	<0.1	ND	ND	ND	ND
LOD	0.001	0.001	0.001	0.001	0.001	0.001	0.001	0.001	0.001	0.001	0.002	0.001	0.001	0.001	0.001	0.001	0.002	0.002	0.002
%	%	%	%	%	%	%	%	%	%	%	%	%	%	%	%	%	%	%	%

Cannabinoid Profile Test

Analyzed by	Weight	Extraction date :	Extracted By :
113	0.2239g	04/11/22 03:04:46	113
Analysis Method -Expanded Measurement of Uncertainty: Flower Matrix d9-THC:12.7%, THCA: 9.5%, TOTAL THC 11.1%. These uncertainties represent an expanded uncertainty expressed at approximately the 95% confidence level using a coverage factor k=2 for a normal distribution.			
Analytical Batch -K30002238POT Instrument Used : HPLC E-SH-008		Running On :	Reviewed On - 04/11/22 16:50:56
			Batch Date : 04/08/22 10:26:36

Dilution : 40  
Reagents : 081221.R04, 040622.R03, 040622.R04  
Consumables : 947.251, 200331059  
Full spectrum cannabinoid analysis utilizing High Performance Liquid Chromatography with UV/PDA detection (HPLC-UV/PDA). (Method: SOP.T.30.031.TN for sample prep and Shimadzu High Sensitivity Method SOP.T.40.031 for analysis).  
\*Based on FL action limits.

This report shall not be reproduced, unless in its entirety, without written approval from Kaycha Labs. This report is an Kaycha Labs certification. The results relate only to the material or product analyzed. Test results are confidential unless explicitly waived otherwise. Void after 1 year from test end date. Cannabinoid content of batch material may vary depending on sampling error. IC=In-control QC parameter, NC=Non-controlled QC parameter, ND=Not Detected, NA=Not Analyzed, ppm=Parts Per Million, ppb=Parts Per Billion. Limit of Detection (LoD) and Limit Of Quantitation (LoQ) are terms used to describe the smallest concentration that can be reliably measured by an analytical procedure. RPD=Reproducibility of two measurements. Action Levels are State determined thresholds for human safety for consumption and/or inhalation. The result >99% are variable based on uncertainty of measurement (UM) for the analyte. The UM error is available from the lab upon request. The "Decision Rule" for the pass/fail does not include the UM. The limits are based on F.S. Rule 64-4.310.

Sue Ferguson

Lab Director

State License # n/a  
ISO Accreditation # 17025:2017

  
Signature

04/14/22

Signed On



# Certificate of Analysis

**PASSED**

Green Roads

5150 SW 48TH WAY  
Davie, FL, 33314, US  
Telephone: (844) 747-3367  
Email: LAURA@GREENROADSWORLD.COM

Sample : KN20408003-001  
Harvest/Lot ID: N01721

Batch# : N01721  
Sampled : 04/05/22  
Odered : 04/05/22

Sample Size Received : 35 gram  
Total Weight/Volume : N/A  
Completed : 04/14/22 Expires: 04/14/23  
Sample Method : SOP Client Method

Page 2 of 4



## Pesticides

PASSED

Pesticides	LOD	Units	Action Level	Pass/Fail	Result	Pesticides	LOD	Units	Action Level	Pass/Fail	Result
ABAMECTIN B1A	0.01	ppm	0.3	PASS	ND	PIPERONYL BUTOXIDE	0.01	ppm	3	PASS	ND
ACEPHATE	0.01	ppm	3	PASS	ND	PRALLETHRIN	0.01	ppm	0.4	PASS	ND
ACEQUINOCYL	0.01	ppm	2	PASS	ND	PROPICONAZOLE	0.01	ppm	1	PASS	ND
ACETAMIPRID	0.01	ppm	3	PASS	ND	PROPOXUR	0.01	ppm	0.1	PASS	ND
ALDICARB	0.01	ppm	0.1	PASS	ND	PYRETHRINS	0.01	ppm	1	PASS	ND
AZOXYSTROBIN	0.01	ppm	3	PASS	ND	PYRIDABEN	0.01	ppm	3	PASS	ND
BIFENAZATE	0.01	ppm	3	PASS	ND	SPINETORAM	0.01	ppm	3	PASS	ND
BIFENTHRIN	0.01	ppm	0.5	PASS	ND	SPIROMESIFEN	0.01	ppm	3	PASS	ND
BOSCALID	0.01	ppm	3	PASS	ND	SPIROTETRAMAT	0.01	ppm	3	PASS	ND
CARBARYL	0.01	ppm	0.5	PASS	ND	SPIROXAMINE	0.01	ppm	0.1	PASS	ND
CARBOFURAN	0.01	ppm	0.1	PASS	ND	TEBUCONAZOLE	0.01	ppm	1	PASS	ND
CHLORANTRANILIPROLE	0.01	ppm	3	PASS	ND	THIACLOPRID	0.01	ppm	0.1	PASS	ND
CHLORMEQUAT CHLORIDE	0.01	ppm	3	PASS	ND	THIAMETHOXAM	0.01	ppm	1	PASS	ND
CHLORPYRIFOS	0.01	ppm	0.1	PASS	ND	TOTAL SPINOSAD	0.01	ppm	3	PASS	ND
CLOFENTEZINE	0.01	ppm	0.5	PASS	ND	TRIFLOXYSTROBIN	0.01	ppm	3	PASS	ND
COUMAPHOS	0.01	ppm	0.1	PASS	ND						
CYPERMETHRIN	0.01	ppm	1	PASS	ND						
DAMINOZIDE	0.01	ppm	0.1	PASS	ND						
DIAZANON	0.01	ppm	0.2	PASS	ND						
DICHLORVOS	0.01	ppm	0.1	PASS	ND						
DIMETHOATE	0.01	ppm	0.1	PASS	ND						
DIMETHOMORPH	0.01	ppm	3	PASS	ND						
ETHOPROPHOS	0.01	ppm	0.1	PASS	ND						
ETOFENPROX	0.01	ppm	0.1	PASS	ND						
ETOXAZOLE	0.01	ppm	1.5	PASS	ND						
FENHEXAMID	0.01	ppm	3	PASS	ND						
FENOXYCARB	0.01	ppm	0.1	PASS	ND						
FENPYROXIMATE	0.01	ppm	2	PASS	ND						
FIPRONIL	0.01	ppm	0.1	PASS	ND						
FLONICAMID	0.01	ppm	2	PASS	ND						
FLUDIOXONIL	0.01	ppm	3	PASS	ND						
HEXYTHIAZOX	0.01	ppm	2	PASS	ND						
IMAZALIL	0.01	ppm	0.1	PASS	ND						
IMIDACLOPRID	0.01	ppm	3	PASS	ND						
KRESOXIM-METHYL	0.01	ppm	1	PASS	ND						
MALATHION	0.01	ppm	2	PASS	ND						
METALAXYL	0.01	ppm	3	PASS	ND						
METHIOCARB	0.01	ppm	0.1	PASS	ND						
METHOMYL	0.01	ppm	0.1	PASS	ND						
MEVINPHOS	0.01	ppm	0.1	PASS	ND						
MYCLOBUTANIL	0.01	ppm	3	PASS	ND						
NALED	0.01	ppm	0.5	PASS	ND						
OXAMYL	0.01	ppm	0.5	PASS	ND						
PACLOBUTRAZOL	0.01	ppm	0.1	PASS	ND						
PERMETHRINS	0.01	ppm	1	PASS	ND						
PHOSMET	0.01	ppm	0.2	PASS	ND						



## Pesticides

PASSED

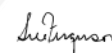
<b>Analyzed by</b> 143	<b>Weight</b> 0.5131g	<b>Extraction date</b> 04/08/22 02:04:24	<b>Extracted By</b> 143
<b>Analysis Method</b> - SOP.T.30.060, SOP.T.40.060,		<b>Reviewed On</b> : 04/11/22 09:42:01	
<b>Analytical Batch</b> : KN002234PES		<b>Batch Date</b> : 04/08/22 09:00:39	
<b>Instrument Used</b> : E-SHI-125 Pesticides			
<b>Running On</b> : 04/08/22 13:06:24			
<b>Dilution</b> : 10			
<b>Reagent</b> : 033122.R24; 110521.03; 031822.R01; 040522.R20; 040622.R02; 040622.R01			
<b>Consumables</b> : 210419634; 947.251			
Pesticide analysis is performed using LC-MSMS which can quantify down to below single digit ppb concentrations for regulated Pesticides. Currently we analyze for 61 Pesticides. (Methods: SOP.T.30.065 Sample Preparation for Pesticides Analysis via LCMSMS and SOP.T40.065 Procedure for Pesticide Quantification Using LCMSMS). *Based on FL action limits. *			

This report shall not be reproduced, unless in its entirety, without written approval from Kaycha Labs. This report is an Kaycha Labs certification. The results relate only to the material or product analyzed. Test results are confidential unless explicitly waived otherwise. Void after 1 year from test end date. Cannabinoid content of batch material may vary depending on sampling error. IC=In-control QC parameter, NC=Non-controlled QC parameter, ND=Not Detected, NA=Not Analyzed, ppm=Parts Per Million, ppb=Parts Per Billion. Limit of Detection (LoD) and Limit Of Quantitation (LoQ) are terms used to describe the smallest concentration that can be reliably measured by an analytical procedure. RPD=Reproducibility of two measurements. Action Levels are State determined thresholds for human safety for consumption and/or inhalation. The result >99% are variable based on uncertainty of measurement (UM) for the analyte. The UM error is available from the lab upon request. The "Decision Rule" for the pass/fail does not include the UM. The limits are based on F.S. Rule 64-4.310.

**Sue Ferguson**

Lab Director

State License # n/a  
ISO Accreditation # 17025:2017



Signature

04/14/22

Signed On



# Certificate of Analysis

**PASSED**
**Green Roads**

 5150 SW 48TH WAY  
 Davie, FL, 33314, US  
 Telephone: (844) 747-3367  
 Email: LAURA@GREENROADSWORLD.COM

**Sample : KN20408003-001**  
**Harvest/Lot ID: N01721**
**Batch# : N01721**  
**Sampled : 04/05/22**  
**Ordered : 04/05/22**
**Sample Size Received : 35 gram**  
**Total Weight/Volume : N/A**  
**Completed : 04/14/22 Expires: 04/14/23**  
**Sample Method : SOP Client Method**
**Page 3 of 4**



## Residual Solvents

PASSED

Solvent	LOD	Units	Action Level	Pass/Fail	Result
PROPANE	500	ppm	2100	PASS	ND
BUTANES (N-BUTANE)	500	ppm	2000	PASS	ND
METHANOL	25	ppm	3000	PASS	ND
ETHYLENE OXIDE	0.5	ppm	5	PASS	ND
PENTANES (N-PENTANE)	75	ppm	5000	PASS	ND
ETHANOL	500	ppm	5000	PASS	ND
ETHYL ETHER	50	ppm	5000	PASS	ND
1,1-DICHLOROETHENE	0.8	ppm	8	PASS	ND
ACETONE	75	ppm	5000	PASS	ND
2-PROPANOL	50	ppm	500	PASS	ND
ACETONITRILE	6	ppm	410	PASS	ND
DICHLOROMETHANE	12.5	ppm	600	PASS	ND
N-HEXANE	25	ppm	290	PASS	ND
ETHYL ACETATE	40	ppm	5000	PASS	ND
CHLOROFORM	0.2	ppm	60	PASS	ND
BENZENE	0.1	ppm	2	PASS	ND
1,2-DICHLOROETHANE	0.2	ppm	5	PASS	ND
HEPTANE	500	ppm	5000	PASS	ND
TRICHLOROETHYLENE	2.5	ppm	80	PASS	ND
TOLUENE	15	ppm	890	PASS	ND
TOTAL XYLENES - M, P & O - DIMETHYLBENZENE	15	ppm	2170	PASS	ND



## Residual Solvents

PASSED

<b>Analyzed by</b> 138	<b>Weight</b> 0.02452g	<b>Extraction date</b> 04/13/22 03:04:42	<b>Extracted By</b> 138
---------------------------	---------------------------	---	----------------------------

**Analysis Method -SOP.T.40.032**
**Analytical Batch -KN002254SOL**
**Instrument Used : E-SHI-106 Residual Solvents**
**Running On :**
**Batch Date : 04/12/22 10:23:40**
**Reviewed On - 04/14/22 09:03:25**
**Dilution : 1**
**Reagent :**
**Consumables :**

Residual solvents screening is performed using GC-MS which can detect below single digit ppm concentrations. Currently we analyze for 22 residual solvents. (Method: SOP.T.40.032 Residual Solvents Analysis via GC-MS). Analytes ISO pending. \*Based on FL action limits.

**Sue Ferguson**

Lab Director

 State License # n/a  
 ISO Accreditation # 17025:2017

Signature

04/14/22

Signed On



# Certificate of Analysis

**PASSED**

Green Roads

5150 SW 48TH WAY  
Davie, FL, 33314, US  
Telephone: (844) 747-3367  
Email: LAURA@GREENROADSWORLD.COM

Sample : KN20408003-001  
Harvest/Lot ID: N01721

Batch# : N01721  
Sampled : 04/05/22  
Odered : 04/05/22

Sample Size Received : 35 gram  
Total Weight/Volume : N/A  
Completed : 04/14/22 Expires: 04/14/23  
Sample Method : SOP Client Method

Page 4 of 4

	<b>Microbials</b>	<b>PASSED</b>		<b>Mycotoxins</b>	<b>PASSED</b>
---	-------------------	---------------	---	-------------------	---------------

Analyte	LOD	Result	Pass / Fail
LISTERIA MONOCYTOGENE	2000	ND	TESTED
ESCHERICHIA COLI SHIGELLA SPP	1726	ND	PASS
SALMONELLA SPECIFIC GENE	10000	ND	PASS
ASPERGILLUS FLAVUS	10000	ND	PASS
ASPERGILLUS FUMIGATUS	10000	ND	PASS
ASPERGILLUS NIGER	10000	ND	PASS
ASPERGILLUS TERREUS	10000	ND	PASS

Analysis Method -SOP.T.40.043  
Analytical Batch -KN002245MIC Batch Date : 04/11/22 11:07:55  
Instrument Used : Micro E-HEW-069  
Running On :

Analyzed by	Weight	Extraction date	Extracted By
1692	1.018g	04/11/22 11:04:54	1692

Dilution : 1

Reagent : 030121.01; 121521.01; 122021.01

Consumables :

Microbiological testing for Fungal and Bacterial Identification via Polymerase Chain Reaction (PCR) method consisting of sample DNA amplified via tandem Polymerase Chain Reaction (PCR) as a crude lysate which avoids purification. (Method SOP.T.40.043) If a pathogenic Escherichia Coli, Salmonella, Aspergillus fumigatus, Aspergillus flavus, Aspergillus niger, or Aspergillus terreus is detected in 1g of a sample, the sample fails the microbiological-impurity testing.

Analyte	LOD	Units	Result	Pass / Fail	Action Level
AFLATOXIN G2	0.002	ppm	ND	PASS	0.02
AFLATOXIN G1	0.002	ppm	ND	PASS	0.02
AFLATOXIN B2	0.002	ppm	ND	PASS	0.02
AFLATOXIN B1	0.002	ppm	ND	PASS	0.02
OCHRATOXIN A+	0.002	ppm	ND	PASS	0.02
TOTAL MYCOTOXINS	0.002	ppm	ND	TESTED	

Analysis Method -SOP.T.30.060, SOP.T.40.060  
Analytical Batch -KN002235MYC | Reviewed On - 04/11/22 10:16:48  
Instrument Used : E-SHI-125 Mycotoxins  
Running On : 04/08/22 13:06:33 | Batch Date : 04/08/22 09:01:46

Analyzed by	Weight	Extraction date	Extracted By
143	0.5131g	04/11/22 09:04:10	143

Aflatoxins B1, B2, G1, G2, and Ochratoxins A testing using LC-MS. (Method: SOP.T.30.060 for Sample Preparation and SOP.T40.060 Procedure for Mycotoxins Quantification Using LCMS. LOQ 1.0 ppb). Total Aflatoxins (Aflatoxin B1, B2, G1, G2) must be <20µg/Kg. Ochratoxins must be <20µg/Kg. Analytes ISO pending. \*Based on FL action limits.

	<b>Heavy Metals</b>	<b>PASSED</b>
---	---------------------	---------------

Metal	LOD	Unit	Result	Pass / Fail	Action Level
ARSENIC-AS	0.02	ppm	ND	PASS	1.5
CADMIUM-CD	0.02	ppm	ND	PASS	0.5
MERCURY-HG	0.02	ppm	ND	PASS	3
LEAD-PB	0.02	ppm	ND	PASS	0.5

Analyzed by	Weight	Extraction date	Extracted By
12	0.2501g	04/09/22 04:04:57	12

Analysis Method -SOP.T.40.050, SOP.T.30.052  
Analytical Batch -KN002228HEA | Reviewed On - 04/08/22 17:51:55  
Instrument Used : Metals ICP/MS  
Running On : | Batch Date : 04/07/22 11:51:29

Dilution : 50

Reagent : 121421.04; 031620.01; 011022.R08; 020422.R07

Consumables : 107702-05-081520; 12235-110CD-110C

Heavy Metals screening is performed using ICP-MS (Inductively Coupled Plasma - Mass Spectrometer) which can screen down to below single digit ppb concentrations for regulated heavy metals using Method SOP.T.30.052 Sample Preparation for Heavy Metals Analysis via ICP-MS and SOP.T.40.050 Heavy Metals Analysis via ICP-MS.